



CORONAVIRUS AID, RELIEF AND ECONOMIC SECURITY ACT FUNDING REPORT

*FUNDS ADMINISTERED BY THE NEVADA
DEPARTMENT OF AGRICULTURE*

2020 CARES ACT Funding
*Food & Nutrition and
Plant Industry Divisions*

Administration of CARES Act Funds

Food & Nutrition and Plant Industry Divisions

Introduction

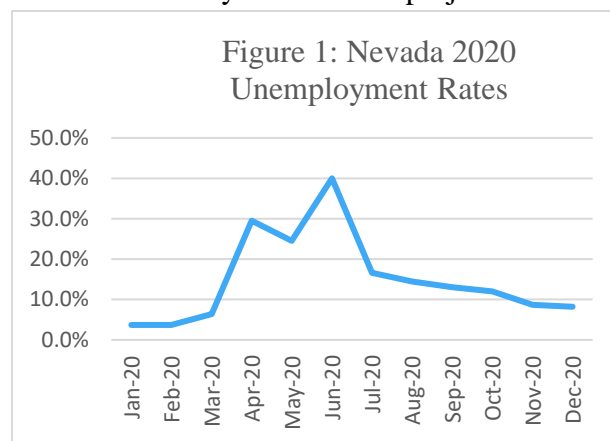
On March 5, 2020, Nevada recorded its first case of the novel coronavirus. By the end of the month the necessary public health response to the COVID-19 pandemic had closed schools to in-person learning and had temporarily closed many businesses, particularly within the service industry. The resulting impacts led to an increase in unemployment and a corresponding increase in projected food insecurity. Simultaneously, supply chains around the globe started experiencing disruptions because of the pandemic. Nevada food and agriculture sectors were impacted through lost markets, transportation disruptions, and increased costs to safely continue operating as an essential business.

On March 27, 2020, the President signed the Coronavirus Aid, Relief, and Economic Security Act (P.L. 116- 136, CARES Act), which provided funding to states to address the various impacts arising from the pandemic. The Nevada Department of Agriculture (NDA) quickly identified the priority areas of addressing food insecurity and assisting industry in overcoming these new challenges. Funding was made available through the state allocation of the Coronavirus Response Fund and the NDA created the following programs to help mobilize industry and partners to respond to challenges resulting from the COVID-19 public health emergency.

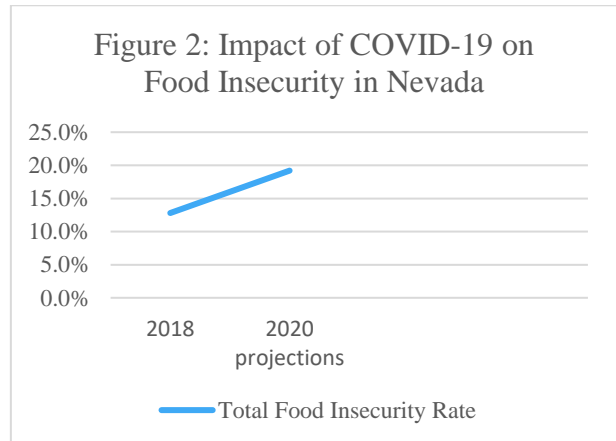
- Grant I: NV CARES Community Food Response (CFR)
- Grant II: NV CARES Food Security Initiative (FSI)
- Grant III: CARES Inventory and Distribution System for Nevada Agricultural Produce and Products (IDSNAPP)
- Grant IV: CARES Nevada Agriculture Adaptability & Recovery Program Grant (NAARP)

Addressing Food Insecurity

Per Feeding America's *Impact of Coronavirus on Food Security in 2020* report, Nevada was projected to have the third-largest increase to food insecurity of any U.S. state, moving from 20th in food insecurity in 2018 to a projected 5th in 2020.



Source: *Local Area Unemployment Statistics (LAUS)*, U.S. Bureau of Labor Statistics



Source: *"The Impact of the Coronavirus on Food Insecurity in 2020."* Feeding America, October 2020

Administration of CARES Act Funds

Food & Nutrition and Plant Industry Divisions

The increase to food insecurity and the unprecedented increase in unemployment in Nevada required a response at the community level that would be flexible and would complement the State's existing food assistance and social safety net programs. The NDA developed two grant opportunities: the NV CARES Community Food Response (CFR) grant and the NV CARES Food Security Initiative (FSI) grant. These two grants sought to complement existing food assistance programs and support a pandemic-specific food response by making additional food and resources available to food banks and community organizations providing frontline services to families in need during the pandemic. In total, from July through December 2020, the two grants provided over 3.5 million pounds of food to over 350,000 individuals in 85,000 households and supported over 35,000 home deliveries of food to the most vulnerable. The grants also provided over \$600,000 in critical food distribution infrastructure support, including freezers and coolers for community organizations, food delivery trucks and warehouse equipment.

Helping Nevada's food and agriculture industries respond to the COVID-19 crisis

In this unprecedented landscape, agriculture businesses were facing health risks and navigating supply chain disruptions in addition to financial impacts. A result of the pandemic included increased expenses or loss of markets as schools and businesses ceased or significantly reduced operations. Yet, with all these challenges the important work of producing food and feeding people never stopped.

The NDA released two programs to help address COVID-19 impacts on our food system. The NV CARES Inventory and Distribution System for Nevada Agriculture Produce and Products (IDSNAPP) rallied producers and community partners to establish inventory and distribution systems for regionally produced agricultural products or create direct-to-consumer market channels to improve access to local food. Additionally, the NV CARES Agriculture Adaptability and Recovery Program (NAARP) was released to help food and agriculture businesses responding to COVID-19 with business adaptations and diversifications to ensure a safe and adequate food supply. In total, the two industry-focused grants contributed over \$1.1 million to the economy.

Grant I: NV CARES Community Food Response Grant

The NDA released the NV CARES Community Food Response (CFR) grant as a competitive grant to all Nevada community organizations and public entities on June 3, 2020. The grant had initially been allocated \$2.88 million, and the NDA set a maximum project award amount of \$750,000 and a minimum of \$50,000. Project proposals were asked to focus on five key areas:

- Home delivery of food to vulnerable populations
- Innovative partnerships utilizing new food distribution channels
- Providing food to underserved, rural and Tribal communities
- Purchasing food to supplement existing food distribution efforts
- Development of lasting partnerships between food producers and community organizations

Administration of CARES Act Funds

Food & Nutrition and Plant Industry Divisions

Of the 48 applications received, 13 were selected for initial award by a five-person review committee using a quantitative scoring method, with an additional project added later when more funds became available. CFR projects began in July 2020 and ran through December 2020. As additional funds became available, the grant allocation was increased to \$3.1 million. Below is a summary of each of the 14 projects:

Table 1.1: NV CARES Community Food Response Project Summaries

Awarded Organization	Funds Granted	Project Summary
Boys and Girls Club of Truckee Meadows	\$281,289	The Boys and Girls Club of Truckee Meadows purchased and distributed over 260,000 pounds of food through their Family Food Pantry programs in Reno, Fernley and Winnemucca, and through backpack programs in Winnemucca and Ely. The grant also provided walk-in coolers for food storage in Reno and Winnemucca. The project provided food to 15,927 individuals in 4,034 households.
Boys and Girls Club of Western Nevada	\$44,644	The Boys and Girls Club of Western Nevada (BGCWN) provided 4,650 meals to Douglas County kids receiving full-time childcare. The project helped to strengthen the partnership between BGCWN and the school district, with the BGCWN serving as a school district food pick-up site during school closure times. The project also supported the purchase of commercial kitchen equipment including a freezer, oven, food warmer, and ice maker.
Carson Valley Community Food Closet	\$62,095	The Carson Valley Community Food Closet (CVCFC) expanded their storage and distribution capacity by purchasing additional racking, equipment and a 1,150 cubic foot walk-in freezer. The additional capacity will allow CVCFC to receive and distribute over 100,000 pounds of additional food to the community. The grant also supported the purchase and distribution of 8,900 pounds of food.
Catholic Charities of Northern Nevada	\$338,535	Catholic Charities of Northern Nevada purchased and distributed 498,000 pounds of food to 30 food pantries in Elko, Humboldt, Lander, Lyon, Storey, Washoe, and White Pine counties, reaching 48,000 individuals in need. Food purchases supported 16 local farms and food producers in northern Nevada.
Community Services Agency	\$147,521	Community Services Agency (CSA) implemented a weekly home-delivered grocery program for Reno-area seniors and individuals with disabilities. CSA purchased and home-delivered over 21,000 pounds of food to 738 individuals during the grant period and provided holiday food baskets to 600 low-income seniors.

Administration of CARES Act Funds
Food & Nutrition and Plant Industry Divisions



Table 1.1: NV CARES Community Food Response Project Summaries (continued)

Awarded Organization	Funds Granted	Project Summary
Culinary Academy of Las Vegas	\$749,088	The Culinary Academy of Las Vegas (CALV) conducted pop-up food distributions and home deliveries to individuals in need in the greater Las Vegas Area, Moapa, Overton, Laughlin and Mesquite. In total, the grant supported the purchase and distribution of over 1.3 million pounds of food to 134,000 individuals. CALV also conducted home delivery of food to over 4,000 households.
Fallon Food Hub	\$78,425	The Fallon Food Hub purchased and distributed 53,000 pounds of locally grown produce, 750 pounds of local beef, and 5,000 pounds of local dairy to food insecure families in Churchill County and the Fallon Paiute-Shoshone Tribal community. The project provided over \$65,000 in support for Nevada farmers and provided food relief to over 9,000 individuals.
Helping Hand of Vegas Valley	\$412,285	Helping Hands of Vegas Valley provided 52,550 pounds of groceries to seniors through their food pantry, 38,885 chef-prepared meals and an additional 14,375 pounds of food to homebound seniors through a home-delivery program. In total, the project reached 1,300 seniors in the Las Vegas area.
Mineral County Senior Services	\$240,845	Mineral County Senior Services purchased and distributed over 44,000 pounds of food to 342 seniors in Hawthorne, Shurz, Walker Lake, Luning and Mina.
The Moonridge Foundation	\$224,000	Through the Delivering with Dignity program, the Moonridge Foundation provided over 40,000 home-delivered meals to 1,600 at-risk individuals in southern Nevada. The meals were purchased from Nevada restaurants and the project is estimated to have sustained 57 jobs at four restaurants.
Northern Nevada Dream Center	\$58,780	The Northern Nevada Dream Center (NNDC) purchased and distributed over 7,400 pounds of food to 3,200 households in the Carson City area. The grant supported the purchase of a food delivery van and NNDC was able to deliver food to 1,900 households through home delivery.
Ron Wood Family Resource Center	\$72,747	The Ron Wood Family Resource Center distributed over 17,000 pounds of food to families in Carson, Douglas, Storey and Lyon counties using both a mobile food distribution model and a home delivery program. The project supported 878 home deliveries of food.
University of Nevada, Las Vegas	\$115,854	The UNLV Food Pantry increased it's food storage and distribution infrastructure and provided 4,370 pounds of food to 934 individuals.
Washoe County Senior Services	\$280,000	Washoe County Human Services provided over 2,300 home-delivered meals to over 100 seniors.

Administration of CARES Act Funds

Food & Nutrition and Plant Industry Divisions

Data and impacts

Tables 1.2 and 1.3 below illustrate the quantifiable impacts from the NV CARES CFR grants. Because the grants were intended to address increased food need and the challenges of distributing food in a pandemic setting, grantees were asked to provide a monthly report on the number of individuals and households that received food through the project, the total pounds of food distributed, and the number of home deliveries of food conducted. Grantees were required to develop a means for identifying individuals in need, but recipients of food through these projects were not required to demonstrate any income or unemployment verification and no state-wide eligibility threshold was established.

Table 1.2 below demonstrates the total monthly impacts of the 14 projects beginning in July 2020 through December 2020. Most grantees began project activities in July and August and as infrastructure and food purchasing channels developed, projects hit their peak in October and November, providing food to over 70,000 individuals in those months.

Table 1.3 below illustrates reported impacts from each grantee through the duration of the grant. Not all projects focused on purchasing and distributing food, so for those projects the impacts are better expressed in Table 1.1.

**Grantees were not required to track individuals and households uniquely, so individuals and households who received food multiple times would be counted separately each time. As such, the total of 233,000 individuals served does not reflect unique individuals, but rather the total number of food distributions to individuals in need.*

Table 1.2: NV CARES Community Food Response Impacts by Month

Month	Individuals Served*	Households Served	Pounds of Food Distributed	Households Served Through Home Delivery	Total Equipment Expenses	Grant Funds Expended
July	2,634	1,090	37,954	507	\$0	\$70,607.27
August	7,740	2,634	75,651	541	\$8,111.29	\$206,066.53
September	43,233	11,344	426,352	1,763	\$83,450.51	\$455,597.94
October	70,175	18,419	685,904	4,964	\$62,993.29	\$518,192.67
November	70,165	18,269	737,439	3,005	\$10,290.74	\$744,068.72
December	39,357	11,201	411,508	2,279	\$290,884.25	\$1,111,573.13
Totals	233,304	62,957	2,374,808	13,059	\$455,730.08	\$3,106,106.26

Administration of CARES Act Funds
Food & Nutrition and Plant Industry Divisions



Table 1.3: NV CARES Community Food Response Impacts by Grantee

Grantee	Individuals Served*	Households Served	Pounds of Food Distributed	Households Served Through Home Delivery	Grant Funds Expended
Boys and Girls Club of Truckee Meadows	15,927	4,034	266,520	0	\$281,289
Boys and Girls Club of Western Nevada	2,325	1,233	2,300	0	\$44,644
Carson Valley Community Food Closet	1,191	602	8,956	0	\$62,095
Catholic Charities of Northern Nevada	48,667	11,898	498,890	2,376	\$338,535
Community Services Agency	738	319	21,758	319	\$147,521
Culinary Academy of Las Vegas	134,895	33,724	1,374,746	4,050	\$749,088
Fallon Food Hub	9,380	2,290	53,138	455	\$78,425
Helping Hand of Vegas Valley	4,042	2,673	74,411	1,985	\$412,285
Mineral County Senior Services	759	631	44,610	77	\$240,845
The Moonridge Foundation	2,576	1,013	40,496*	1,013	\$224,000
Northern Nevada Dream Center	9,500	3,259	7,478	1,906	\$58,780
Ron Wood Family Resource Center	2,267	878	17,631	878	\$72,747
University of Nevada, Las Vegas Food Pantry	934	403	4,370	0	\$115,854
Washoe County Senior Services	103	103	2,300	103	\$280,000
Total	233,304	63,060	2,377,108	13,162	\$3,106,106

Administration of CARES Act Funds

Food & Nutrition and Plant Industry Divisions



The Fallon Food Hub purchased over \$65,000 of locally sourced produce, meat, and dairy which was distributed to families in need in Churchill County.



Delivering with Dignity's Food Heroes delivered over 40,000 meals to at-risk households.



A typical home delivery of food to Reno-area seniors by Community Services Agency.



Mineral County Senior Services distributed over 40,000 pounds of food to seniors in Hawthorne, Shurz, Walker Lake, Mina, and Luning.

405 South 21st St.
Sparks, NV 89431

agri.nv.gov

2300 East St. Louis Ave.
Las Vegas, NV 89104

4780 East Idaho St.
Elko, NV 89801

Administration of CARES Act Funds

Food & Nutrition and Plant Industry Divisions

Grant II: NV CARES Food Security Initiative Grant

The NDA released the NV CARES Food Security Initiative (FSI) grant on June 3, 2020. FSI grant funds, initially totaling \$2.88 million, were made available to Nevada’s two food banks, the Food Bank of Northern Nevada and Three Square Food Bank, to support food relief efforts not covered by existing food assistance programs. The two food banks were asked to submit proposals for the non-competitive grant opportunity and the NDA staff reviewed and approved final project proposals. Projects were asked to focus on six key areas:

- Home delivery of food to vulnerable populations
- Purchases of food to supplement TEFAP and donated inventories
- Innovative partnerships utilizing new food distribution channels
- Improving the safety and accessibility of food distributions during the pandemic, including purchasing PPE
- Expanding food assistance to underserved, rural and Tribal communities
- Improving storage and distribution capabilities at partner agencies to respond to increased need due to the pandemic

FSI grants began in July 2020 and ran through Dec. 30, 2020. As additional funding became available, the total grant allocation to the two food banks was increased to \$3.5 million. The NDA provided the food banks an award amount and project costs were submitted monthly for review and reimbursement. Compared to the CFR grants, the FSI projects were broader in scope, encompassing infrastructure support, food access expansion, food purchase and distribution, and community partner support. Below in Table 2.1 is a description of the two food bank projects and impact summaries.

Table 2.1 NV CARES Food Security Initiative Project Summaries

Grantee	Award Amount	Final Project Summary
Food Bank of Northern Nevada (FBNN)	\$1,658,000	The FBNN was able to expand their Mobile Harvest distributions to five additional rural and Tribal communities in Dresslerville, Elko, Fallon, Gardnerville and Incline Village. FBNN purchased and distributed 77,000 pounds of additional food through their Mobile Harvest during the life of the grant and expanded their dry storage facility increasing dry storage capacity by 43%. The food bank also worked with seven Tribal communities to add new food distribution sites and food pantries.

Administration of CARES Act Funds
 Food & Nutrition and Plant Industry Divisions



Table 2.1 NV CARES Food Security Initiative Project Summaries (continued)

Grantee	Award Amount	Final Project Summary
Three Square Food Bank	\$1,889,777	Three Square Food Bank purchased and distributed \$991,334.00 of food and served an additional 20,000 households through drive through distributions and home delivery. Three Square also purchased a digital client intake system for 60 community agencies to help ensure social distancing and safety at distributions by allowing customers to check in digitally instead of using paper forms. The food bank purchased PPE for staff and partner agencies to maximize the safety of food distributions. In addition, the food bank provided grants totaling \$341,411.00 to community agencies enabling them to purchase food storage and distribution infrastructure, such as coolers and freezers, to address the increased need at the community level.

Data and impacts

Tables 2.2 and 2.3 below illustrate the quantifiable impacts from the NV CARES FSI grants. Because the grants were intended to address increased food need and the challenges of distributing food in a pandemic setting, the food banks were asked to report monthly the number of individuals and households that received food through the project, the total pounds of food distributed, and the number of home deliveries of food conducted. Recipients of food through these projects were not required to demonstrate any income or unemployment verification.

Table 2.2 below demonstrates the total impacts of both FSI projects on a monthly basis beginning in July 2020 through December 2020. Both food banks began project activities in July and as infrastructure and food purchasing channels developed, projects hit their peak in November, providing food to over 55,000 individuals.

Table 2.3 below illustrates reported impacts from each grantee through the duration of the grant. Because both projects contained elements not captured in the quantitative reports, some impacts are better expressed in Table 2.1.

**Grantees were not required to track individuals and households uniquely, so individuals and households who received food multiple times would be counted separately each time. As such, the total of 122,000 individuals served does not reflect unique individuals, but rather the total number of food distributions to individuals in need.*

Administration of CARES Act Funds
Food & Nutrition and Plant Industry Divisions



Table 2.2: NV CARES Food Security Initiative Impacts by Month

Month	Individuals Served*	Households Served	Pounds of Food Distributed	Households Served Through Home Delivery	Total Equipment Expenses	Grant Funds Expended
July	7,669	3,152	121,171.0	3,152	\$-	\$245,175.09
August	8,163	2,949	141,646.0	2,949	\$103,000.00	\$404,893.73
September	10,353	3,536	153,025.0	3,203	\$-	\$281,452.91
October	15,727	5,829	253,030.0	4,128	\$64,500.00	\$536,015.60
November	55,809	20,959	229,104.0	4,279	\$-	\$850,209.20
December	24,523	9,357	251,618.0	4,518	\$-	\$1,230,030.47
Total	122,244	45,782	1,149,594.0	22,229	\$167,500.00	\$3,547,777.00

Table 2.3: NV CARES Food Security Initiative Impacts by Grantee

Grantee	Individuals Served*	Households Served	Pounds of Food Distributed	Households Served Through Home Delivery	Total Equipment Expenses	Grant Funds Expended
Food Bank of Northern Nevada	66,591	23,805	74,912	252	\$103,000	\$1,658,000.00
Three Square Food Bank	55,653	21,977	1,074,682	21,977	\$64,500	\$1,889,777.00
Total	122,244	45,782	1,149,594	22,229	\$167,500.00	\$3,547,777.00



The NV CARES Food Security Initiative grant supported the expansion of the Food Bank of Northern Nevada’s warehouse, increasing critical food storage capacity by 43%. This will allow the food bank to accept and distribute more donated and USDA food in a critical year for pandemic recovery. The additional 8,200 square feet is already full of crucial food for communities in northern Nevada.

405 South 21st St.
Sparks, NV 89431

2300 East St. Louis Ave.
Las Vegas, NV 89104

4780 East Idaho St.
Elko, NV 89801

Administration of CARES Act Funds
Food & Nutrition and Plant Industry Divisions

Grant III: CARES Inventory and Distribution Systems for Nevada Agriculture Produce and Products Grant

The NDA released the CARES Inventory and Distribution System for Nevada Agricultural Produce and Products (IDSNAPP) grant as a competitive opportunity to all Nevada non-profits, tribal organizations, minority groups, disadvantaged farmers, agricultural associations, industry groups, community-based organizations, individual producers, and academia on July 14, 2020. The grant set a maximum project award amount of \$750,000. A second round of requests for applications was released on Sept. 14, 2020 with a maximum award amount of \$400,000. The following project priorities were outlined in the requests for applications:

- Increase access to Nevada and regional agricultural products (food products given priority)
- Benefit Nevada agricultural producers
- Facilitate aggregation and delivery options for products
- Provide training to system users to increase participation
- Provide on-farm inventory data to be uploaded and easily updated
- Provide for on-line ordering of products
- Provide for the distribution of products using appropriate food safety measures

Of the 17 applications received between both rounds of applications, 10 were identified as eligible for award by a three-person review committee using a quantitative scoring method. All IDSNAPP projects ran through December 2020. Below is a summary of each of the 10 projects.

Table 3.1 NV CARES Inventory and Distribution Systems for Nevada Agriculture Produce and Products Project Summaries

Grantee	Award Amount	Final Project Summary
Alpine Ranch	\$90,000	Alpine Ranch operates a direct-to-consumer business model for local food. Under the business names of Alpine Ranch Co-Op and Our Local Basket they purchased livestock, dairy, eggs, produce and honey from Nevada producers. Products are aggregated for customer’s ease of online purchasing and distributed at pick-up locations or shipped to homes. With the increased demand from consumers for local foods during the pandemic, Alpine Ranch utilized funds to expand their warehouse facility to receive, process and distribute local food products.

Administration of CARES Act Funds
 Food & Nutrition and Plant Industry Divisions



Table 3.1 NV CARES Inventory and Distribution Systems for Nevada Agriculture Produce and Products Project Summaries (continued)

Grantee	Award Amount	Final Project Summary
University of Nevada, Reno – Cooperative Extension	\$249,052	To address issues arising from disruptions in meat processing and distribution by COVID-19, the Nevada Cooperative Extension utilized funds to purchase a custom mobile meat harvesting unit. By offering a USDA inspected harvesting facility that can be moved around the state, they are able to expand the accessibility of services to livestock producers seeking to diversify their business and offer local and direct-to-consumer sales of meat products.
University of Nevada, Reno – Desert Farming Initiative	\$16,750	As a partner in the Nevada Farm to Market: Regional Distribution Network created at the start of COVID-19 to strengthen food system infrastructure, Desert Farming Initiative at UNR served as a key location for aggregating food purchased and collected from farmers in the region and safely storing produce before distribution. CARES funds were utilized to purchase supplies to increase cold storage capacity, which was in short supply during the pandemic, and expand produce processing capabilities.
University of Nevada, Reno – Made in Nevada	\$44,680	Made in Nevada implemented a state-wide e-commerce website to support small businesses affected by the COVID-19 pandemic. To help address the distribution gap for Nevada agriculture producers, funds were utilized for staffing related to the expansion, and contract services to conduct outreach, recruitment, and training of Nevada agriculture producers in adapting their marketing approaches to COVID-19.
Fallon Food Hub	\$71,732	As a partner in the Nevada Farm to Market: Regional Distribution Network created at the start of COVID-19 to strengthen food system infrastructure, Fallon Food Hub provided support for the distribution of regional produce from farms to markets. In order to address the increase in delivery demands, food safety and preservation needs, a refrigerated truck and cold storage were secured to serve the rural farm to market routes. In addition, staff time was covered necessary to execute the project.

Administration of CARES Act Funds
Food & Nutrition and Plant Industry Divisions



Table 3.1 NV CARES Inventory and Distribution Systems for Nevada Agriculture Produce and Products Project Summaries (continued)

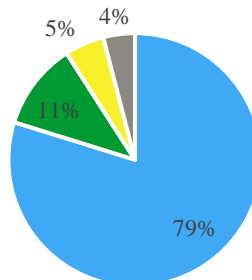
Grantee	Award Amount	Final Project Summary
Fallon Livestock Processing	\$43,252	As a custom exempt meat harvesting and processing facility, Fallon Livestock Processing saw the increased demand for local meats during the pandemic and the extremely limited opportunity for livestock producers to access USDA inspected facilities in order to diversify to meet local demand. They utilized funds to make facility improvements and obtain necessary supplies related to humane handling and food safety compliance, in order to be USDA inspected and provide for the processing of Nevada meat products that can be sold to consumers.
Garden Farms Foundation	\$47,168	Garden Farms Market, an online marketplace, was launched to connect local growers and producers to Las Vegas consumers just prior to the pandemic. With increased demand for local foods and social distancing measurers, Garden Farms increased food access by utilizing funds to expand staff hours to meet the increased demand, and in securing a refrigerated truck for order distribution and food safety. In addition, cooled warehouse space was leased to process and fulfill the high volume of orders.
Local Food Network	\$76,881	To address breakdowns in supply chains and increase access to local foods during the pandemic, the Local Food Network launched a Mobile Reno Food Hub. Funds were utilized to secure a refrigerated truck, supplies to implement satellite food stands and expand cold storage, and staff time to execute additional services. They were able to aggregate local food purchases and provide direct-to-consumer outlets in neighborhoods with limited access to fresh food.
Park Ranch	\$23,123	Park Ranch saw the need for expanding USDA inspected meat harvesting and processing strategically across Nevada to provide consumers with access to local meat and an alternative market to livestock producers. Funds were utilized to assist with expenses related to planning and developing a facility site, business plan implementation and preparation for meeting food safety guidelines.
Reno Food Systems	\$117,089	To help local farmers experiencing market disruptions and to help provide fresh produce to food insecure Nevadans, Reno Food Systems purchased, aggregated and distributed local produce. Backlogged and leftover produce from farmers markets were purchased weekly. The food was redistributed to small-scale food pantries and community partners who did not have a reliable supply of fresh foods for the Nevadans they served.

Administration of CARES Act Funds

Food & Nutrition and Plant Industry Divisions

Data and Impacts

Figure 3: Distribution Breakdown of CARES Inventory and Distribution Systems for Nevada Agriculture Produce and Products Grant Funds



- Percent utilized to increase food and agriculture distribution and address supply chain disruptions.
- Percent utilized to diversify local food and agriculture markets to meet consumer needs safely.
- Percent utilized to purchase local food, reducing food waste and infusing money into local communities.
- Percent utilized to increase safe operating measures for food and agriculture businesses.

Source: Nevada Department of Agriculture



Garden Farms Foundation worked with sourcing local produce from farmers to offer through their virtual market and CSA. They indicated farmers were able to harvest about three times the amount of food that we were originally planning on sending out through the market once they learned of the project.



Local Food Systems took their mobile market to communities in need. Offering them the opportunity to purchase a CSA-style box of local and regional produce each week within their locale. Response was very positive and paints a hopeful picture for Nevada producers who are very eager to expand their direct-to-consumer connections.

Administration of CARES Act Funds

Food & Nutrition and Plant Industry Divisions

Grant IV: CARES Nevada Agriculture Adaptability & Recovery Program Grant

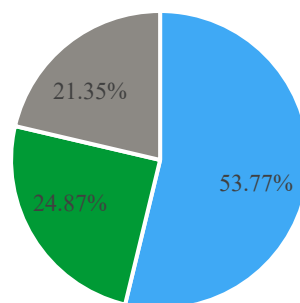
The NDA released the CARES Nevada Agriculture Adaptability & Recovery Program (NAARP) grant as a non-competitive grant to all agriculture employers or producers based in Nevada, farmers markets and food hubs, Nevada USDA-inspected meat harvesting and processing facilities, and Nevada breweries, wineries or distilleries using at least 51% Nevada grown product. Eligible applicants submitted an application and copies of receipts of expenses between March 2020 – December 2020 resulting from the COVID-19 crisis for consideration of reimbursement. The maximum reimbursement amount per business was \$15,000. Eligible COVID-19 assistance categories were:

- Agribusiness COVID-19 relief assistance to small businesses to reimburse the costs of business interruption caused by required closures, decreased customer demand as a result of the COVID-19 public health emergency or required COVID-19 related business adaptations
- Housing assistance for impacts to traditional on-farm occupancy or need to provide temporary occupancy
- Fee reimbursement for new farmers markets developed in response to disruption in supply chains and markets due to pandemic
- Supplies and equipment to safely operate during the COVID-19 pandemic

Of the 30 applications received, 26 were approved as eligible for funding by a three-person review committee. Amount awarded between all businesses equaled \$351,224.78.

NAARP Data

Figure 4: Distribution Breakdown of CARES Nevada Agriculture Adaptability & Recovery Program Funds



- Percent utilized to increase food and agriculture distribution and address supply chain disruptions.
- Percent utilized to increase safe operating measures for food and agriculture businesses.
- Percent utilized to diversify local food and agriculture markets to meet consumer needs safely.

Source: Nevada Department of Agriculture

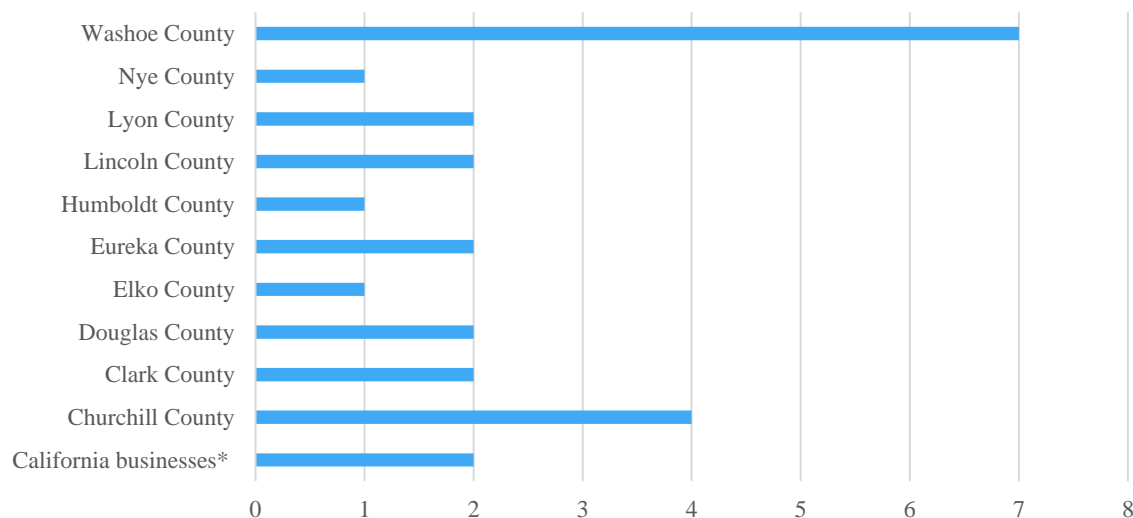
Administration of CARES Act Funds

Food & Nutrition and Plant Industry Divisions

Types of protective equipment/supplies purchased to safely operate:

- Customer and employee signage
- Disposable gloves
- Hand sanitizer and dispensing stations
- Masks
- Porta potties for increasing social distancing
- Ropes/cones to direct foot traffic and facilitate social distancing
- Sanitation supplies (cleaner, wipes, etc.)
- Touchless paper towel dispenser
- Vehicle rental to accommodate employee social distancing

Figure 5: Number of businesses receiving NAARP funds by county



**Small agricultural businesses located within 15 miles of the Nevada border in neighboring states were eligible to apply if they could demonstrate they exclusively serve Nevada communities.*

Source: Nevada Department of Agriculture

Administration of CARES Act Funds

Food & Nutrition and Plant Industry Divisions

Conclusion

The NDA provided over \$7.78 million of Coronavirus Relief Funds to Nevada food banks, community organizations, and agriculture businesses to address the increased need, unique food distribution challenges, and other impacts created by the pandemic. Below is a summary of the successes and challenges.

Successes

- The flexibility of the NV CARES grants allowed food banks and community organizations to tailor a food response to their service area and client population. The lack of qualifying income guidelines allowed the food to be targeted to communities not reached by the federal food assistance programs.
- In the pandemic environment, one of the first challenges was how to get food to vulnerable people in need in a safe way. The NV CARES grants provided the food and financial resources for food banks and community organizations to expand home delivery to seniors and individuals with disabilities, ultimately supporting 35,000 home deliveries.
- At a time of increased food insecurity and unemployment, the NV CARES grants complemented existing food assistance programs by providing over 3.5 million pounds of food to Nevadans in need.
- Projects built partnerships between community organizations and local food producers that are expected to last beyond the grant. Food purchases through the NV CARES grants provided support to Nevada food producers.
- The sustainability of projects developed or expanded under the NV CARES grant to address inventory and distribution challenges will continue to help strengthen our local food systems during the next phases of recovery and capacity building.
- Financial assistance helped small food and agricultural businesses adapt and respond to COVID-19 impacts and provided new market outlets for producers while increasing Nevadans' access to local foods, kept employees safely working as an essential industry, and helped offset some of the additional expenses small business experienced due to pandemic disruptions.

Challenges

- The Dec. 30, 2020 end date for CARES funds resulted in projects needing to stop during a critical time.
- Due to COVID-related production and delivery constraints, several grantees experienced delays in food and equipment acquisition.

The Coronavirus Relief Funds helped support critical food response efforts at a time of increased food insecurity and need in Nevada.